

















Available Rates

CONFIDENTIAL



Top Rates: Personal & Joint

















ALL RATES ARE CORRECT AS OF 08/05/2026

Easy Access	30-45 Days Notice	90-100 Days Notice	3 Month Fixed Term	6 Month Fixed Term	1 Year Fixed Term	2 Year Fixed Term	3 Year Fixed Term	4 Year Fixed Term	5 Year Fixed Term
3.88% 	3.83% Vida Bank	3.87% Vida Bank	4.00% 	4.25% 	4.80% KFH	4.57% Aldermore	4.55% Aldermore	4.55% Aldermore	4.67% KFH
3.85% 	3.70% 	3.80% 	3.95% 	4.20% 	4.65% 	4.57% KFH	4.55% 	3.80% 	4.65% Chetwood Bank
3.77% Oxbury Bank Plc	3.70% 	3.75% 	3.95% Standard Chartered	4.17% Aldermore	4.63% 	4.55% Chetwood Bank	4.55% Chetwood Bank	3.25% 	4.55% Aldermore

This table shows the top three rates in each maturity, so there are often more available rates than what is shown. This table does not show our full banking panel, only those with competitive rates at the given liquidities. Please be aware some of these banks have minimum deposit criteria. Please be aware these rates are for individual & joint accounts only, rates for other client types are available.

Top Rates: Corporate





















ALL RATES ARE CORRECT AS OF 08/05/2026

Easy Access	30-45 Days Notice	90-100 Days Notice	3 Month Fixed Term	6 Month Fixed Term	1 Year Fixed Term	2 Year Fixed Term	3 Year Fixed Term	4 Year Fixed Term	5 Year Fixed Term
3.79% 	3.73% Vida Bank	3.83% Vida Bank	4.08% Mashreqbank Psc - London Branch	4.22% Mashreqbank Psc - London Branch	4.63% 	4.47% Aldermore	4.45% Aldermore	4.45% Aldermore	4.65% Chetwood Bank
3.77% Oxbury Bank Plc	3.70% 	3.79% DF Capital	4.00% 	4.21% Chetwood Bank	4.62% 	4.40% 	4.30% 	3.80% 	4.45% Aldermore
3.69% Chetwood Bank	3.70% 	3.75% 	3.95% 	4.20% 	4.55% Chetwood Bank	4.30% 	3.95% 	3.25% 	4.36% 

This table shows the top three rates in each maturity, so there are often more available rates than what is shown. This table does not show our full banking panel, only those with competitive rates at the given liquidities. Please be aware some of these banks have minimum deposit criteria. Please be aware these rates are for individual & joint accounts only, rates for other client types are available.

Top Rates: Personal Trust

ALL RATES ARE CORRECT AS OF 08/05/2026

Easy Access	30-45 Days Notice	90-100 Days Notice	3 Month Fixed Term	6 Month Fixed Term	1 Year Fixed Term	2 Year Fixed Term	3 Year Fixed Term	4 Year Fixed Term	5 Year Fixed Term
3.88% 	3.73% Vida Bank	3.83% Vida Bank	4.00% 	4.20% 	4.63% 	4.55% Chetwood Bank	4.55% Chetwood Bank	4.45% 	4.65% Chetwood Bank
3.77% Oxbury Bank Plc	3.70% 	3.75% 	3.91% 	4.15% 	4.55% Chetwood Bank	4.50% 	4.45% 	3.80% 	4.45% 
3.72% Chetwood Bank	3.50% 	3.65% 	3.86% 	4.12% 	4.50% 	4.47% 	4.30% 	3.25% 	4.36% 

This table shows the top three rates in each maturity, so there are often more available rates than what is shown. This table does not show our full banking panel, only those with competitive rates at the given liquidities. Please be aware some of these banks have minimum deposit criteria. Please be aware these rates are for individual & joint accounts only, rates for other client types are available.

Top Rates: Incorporated Charity





















ALL RATES ARE CORRECT AS OF 08/05/2026

Easy Access	30-45 Days Notice	90-100 Days Notice	3 Month Fixed Term	6 Month Fixed Term	1 Year Fixed Term	2 Year Fixed Term	3 Year Fixed Term	4 Year Fixed Term	5 Year Fixed Term
3.77% Oxbury Bank Plc	3.73% Vida Bank	3.83% Vida Bank	4.08% Mashreqbank Psc - London Branch	4.22% Mashreqbank Psc - London Branch	4.63% OakNorth	4.47% Aldermore	4.45% Aldermore	4.45% Aldermore	4.45% Aldermore
3.68% Vida Bank	3.70% HSBC	3.70% The Loughborough Building Society	3.95% Standard Chartered	4.15% Standard Chartered	4.52% Mashreqbank Psc - London Branch	4.40% Santander International	4.30% SBI UK	3.25% Hampden & Co. BANKERS	4.36% HTB
3.66% ARBUTHNOT LATHAM Private Bankers Since 1833	3.65% The Loughborough Building Society	3.65% Santander International	3.91% UNITED TRUST BANK	4.12% Aldermore	4.47% Aldermore	4.30% SBI UK	3.85% Cambridge & Counties Bank Built on understanding		4.01% SBI UK

This table shows the top three rates in each maturity, so there are often more available rates than what is shown. This table does not show our full banking panel, only those with competitive rates at the given liquidities. Please be aware some of these banks have minimum deposit criteria. Please be aware these rates are for individual & joint accounts only, rates for other client types are available.

Top Rates: Pensions*

ALL RATES ARE CORRECT AS OF 08/05/2026

Easy Access	30-45 Days Notice	90-100 Days Notice	3 Month Fixed Term	6 Month Fixed Term	1 Year Fixed Term	2 Year Fixed Term	3 Year Fixed Term	4 Year Fixed Term	5 Year Fixed Term
3.88% 	3.73% Vida Bank	3.83% Vida Bank	4.00% 	4.21% Chetwood Bank	4.63% 	4.50% 	4.45% Aldermore	4.45% Aldermore	4.65% Chetwood Bank
3.77% Oxbury Bank Plc	3.70% 	3.80% 	3.95% 	4.20% 	4.62% 	4.47% Aldermore	4.30% 	3.80% 	4.45% Aldermore
3.72% 	3.70% 	3.75% 	3.91% 	4.15% 	4.55% Chetwood Bank	4.40% 	3.95% 	3.25% 	4.36% 

This table shows the top three rates in each maturity, so there are often more available rates than what is shown. This table does not show our full banking panel, only those with competitive rates at the given liquidities. Please be aware some of these banks have minimum deposit criteria. Please be aware these rates are for individual & joint accounts only, rates for other client types are available.

*Pensions refers to SIPP and SSAS products. Availability of products will vary depending on the client types.

Our services extend beyond personal cash management




Business



Pension (SIPP & SSAS)



Power of Attorney



Court of Protection

DID YOU KNOW?

Insignis Cash offers more than just personal account services.

We can also facilitate accounts for your business, SIPP, SSAS, Charity, Trust, and various other entities.



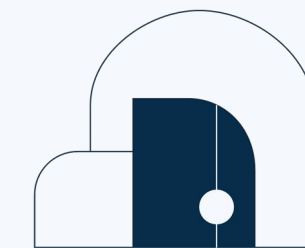
Clubs & Societies



Trust



Charity



Joint